



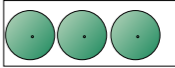


DO NOT SCALE FROM THIS DRAWING

This drawing is a print and must not be scaled. Any queries regarding dimensions must be taken up with BBR Architects. All dimensions of existing buildings to be verified on site.

This drawing is the copyright of BBR Architects and shall not be in any way used or reproduced without their prior written consent.

KEY:

-  GRASS
-  SHRUBBERY
-  NEW TREES

**Landscape Masterplan**  
 The design philosophy for the development is to provide an attractive and safe environment for the residents and their visitors, with low traffic speeds encouraged by strategically placed planting as well as textured and contrasting paving materials. All properties have the benefits of private amenity space, and parking. Proposed tree planting of suitable species will mitigate against the loss of some of the existing trees (refer to survey and arboricultural implications assessment) and all planting throughout the scheme will be largely of native species to enhance the biodiversity.

A	06.08.09	House layout amended, double garages removed front houses moved back to 8m from rear of footpath	NJB
REV	DATE	NOTE	BY

## FOR PLANNING



bbr architects  
 78 tilehouse street  
 hitchin  
 hertfordshire  
 sg5 2dy  
 telephone: 01462 420800  
 fax: 01462 456955  
 e-mail: info@bbr-architects.co.uk  
 www.bbr-architects.co.uk

CONTRACT  
**PROPOSED RESIDENTIAL DEVELOPMENT AT 249-253 WATFORD ROAD CROXLEY GREEN**

DRAWING TITLE  
**INDICATIVE LANDSCAPE SCHEME**

SCALE	1:250 @ A3	DRAWING NUMBER	10	REVISION	A
DATE	MAY 2009				
DRAWN	GD				
JOB NUMBER	08562				CHECKED BY